

SOT403-1

TSSOP16; Reel pack; SMD, 13"; Q1 Standard product orientation; Orderable part number ending, 653 or HL; Ordering code (12NC) ending 653

Rev. 1 — 14 May 2013

Packing information

1. Packing method

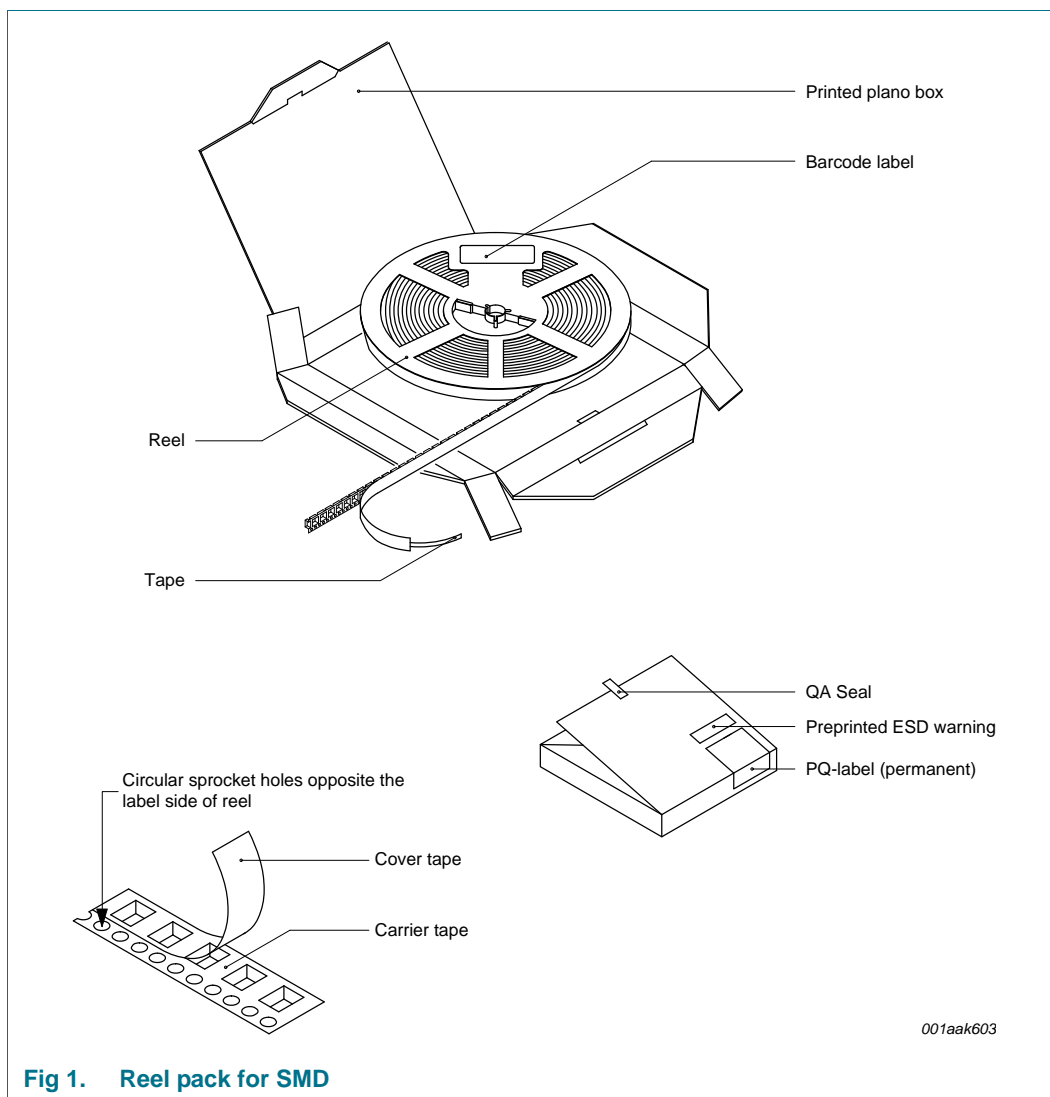


Fig 1. Reel pack for SMD

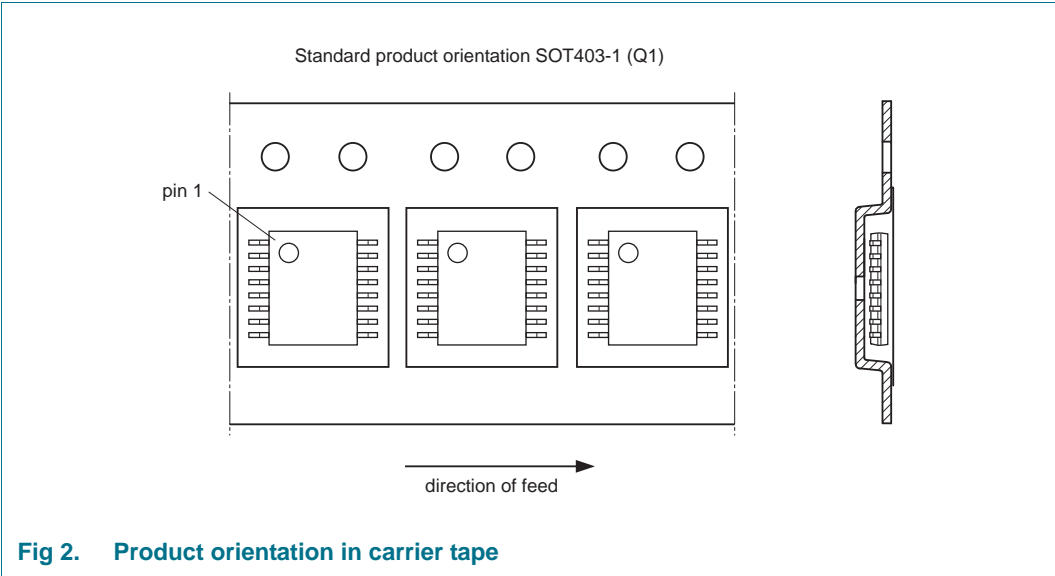
Table 1. Packing information

Reel dimensions d x w (mm)	SPQ/PQ (pcs)	Reels per box	Outer box dimensions l x w x h (mm)
330 x 12	2500	1	339 x 335 x 27



TSSOP16; Reel pack; SMD, 13"; Q1 Standard product orientation;
Orderable part number ending, 653 or HL; Ordering code (12NC) ending 653

2. Product orientation



3. Carrier tape dimensions

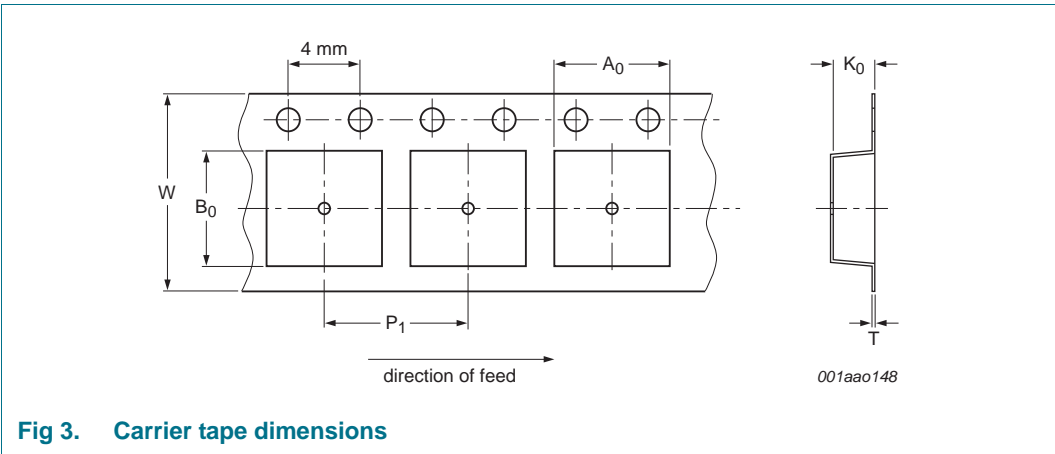


Table 2. Carrier tape dimensions
In accordance with IEC 60286-3.

A_0 (mm)	B_0 (mm)	K_0 (mm)	T (mm)	P_1 (mm)	W (mm)
6.9	5.6	1.5	-	8	12

TSSOP16; Reel pack; SMD, 13"; Q1 Standard product orientation;
Orderable part number ending, 653 or HL; Ordering code (12NC) ending 653

4. Reel dimensions

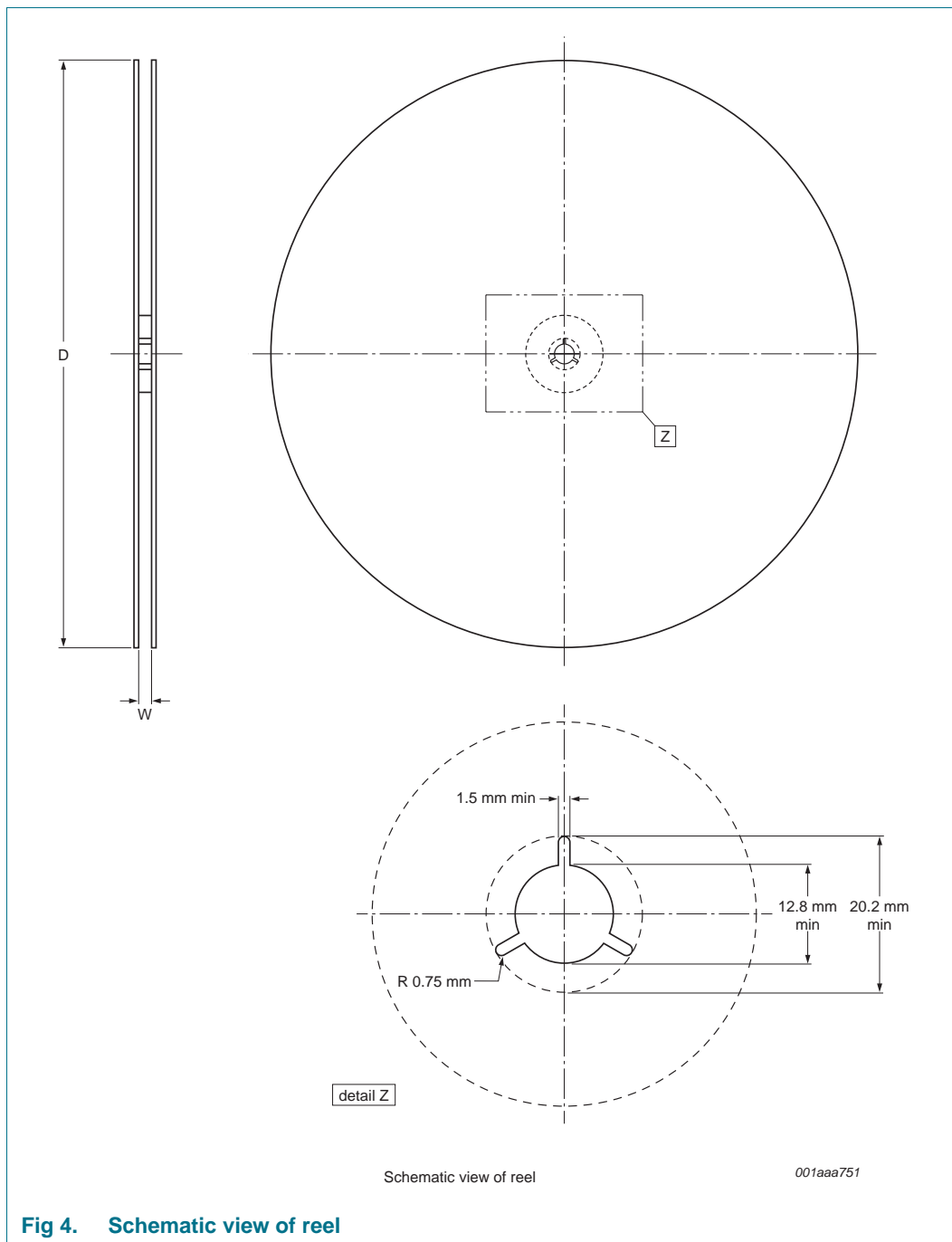


Fig 4. Schematic view of reel

Table 3. Reel dimensions
In accordance with IEC 60286-3.

D (mm)	W (mm)
330	12

TSSOP16; Reel pack; SMD, 13"; Q1 Standard product orientation;
Orderable part number ending, 653 or HL; Ordering code (12NC) ending 653

5. Barcode label

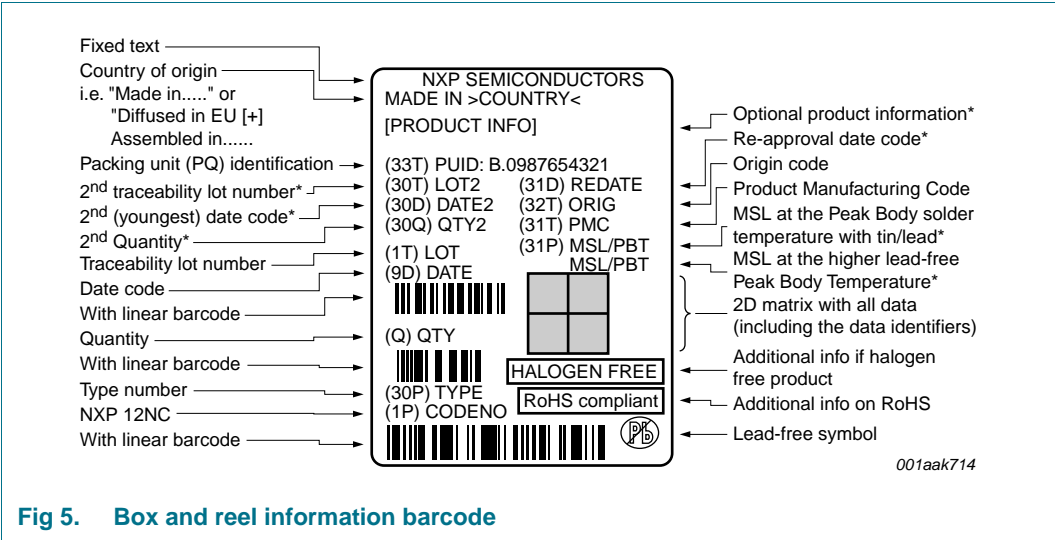


Table 4. Barcode dimensions

Box barcode label l x w (mm)	Reel barcode label l x w (mm)
100 x 75	100 x 75

Limited warranty and liability

Information in this document is believed to be accurate and reliable. However, NXP Semiconductors does not give any representations or warranties, expressed or implied, as to the accuracy or completeness of such information and shall have no liability for the consequences of use of such information.

© NXP B.V. 2013.

For more information, please visit: <http://www.nxp.com>
For sales office addresses, please send an email to: salesaddresses@nxp.com

All rights reserved.

Date of release: 14 May 2013
Document identifier: SOT403-1_653